



Annual Report



Falcon Primary School

We are Respectful | We are Responsible | We are Resilient | We are Safe



Introduction

The Falcon Primary School Annual Report for 2022 provides us with an opportunity to share the year's achievements and progress with the school community. This includes reflecting on the school's performance and explaining the positive impact of school improvement efforts on student outcomes.

After 2 years of preparing for COVID-19, 2022 was the year that COVID really impacted Western Australian schools with open borders, enforced isolation periods and the virus running rampant throughout the community. There is no doubt that COVID impacted on our NAPLAN performance in 2022, with the peak of the virus coinciding with NAPLAN testing in Term 2. Sickness and enforced isolation also impacted on our Semester 1 attendance data.

This year's Annual Report does not include comparative data for the 2022 NAPLAN testing for our Year 3 and 5 students in the areas of Reading, Writing, Spelling, Grammar & Punctuation and Numeracy. Due to NAPLAN testing being cancelled in 2020 there is no comparative or progress data available for the 2022 cohorts. That is, our Year 5 students would have been Year 3 in 2020 when NAPLAN was cancelled. Further due to the impact of COVID in 2022, much of the systemic data which compares schools to "Like Schools" has not been made available.

We are able to present to the community the performance of students at Falcon Primary School in PAT (Progressive Achievement Testing). This data compares the performance of students at Falcon Primary School to the National performance means. Whilst we are delighted to be able to share gains we have made in student performance in some areas in 2022, we have also identified areas for improvement based on this data.

A Positive Behaviour Support (PBS) system was initiated in 2022 to encourage the behaviours we wish to see more of. 2022 suspension data has remained within expected levels. It is anticipated that the PBS system will result in a behaviour matrix being created to teach expected behaviours in every classroom with the aim of reducing negative behaviours.

Attendance data for 2022 saw a significant drop in the rate of regular attendance, however this can be attributed to the impact of COVID. Despite the decrease in our regular attendance rate, we exceeded the performance of our Like Schools and the WA Public Schools average.

Our National School Opinion Survey data demonstrated extremely positive feedback from all groups surveyed: students, parents and staff. Parent participation in the survey was slightly lower than previous years but still demonstrates high level engagement and support from our parent body. We sincerely thank our parents and carers who responded to the school satisfaction survey and continue to invest their time and effort into our school, it is crucial for building and sustaining a healthy school community

2022 was yet another year in which we provided our students with varied and vast opportunities in academic, social/emotional, arts, sporting and cultural domains. Most of these have been captured as "Highlights" and photographs from the year.

The ongoing commitment of our teaching and non-teaching staff and their relationships with students, parents and the wider community of Falcon stand us in good stead to achieve the targets in our priority areas of high quality teaching, a safe and supportive learning environment and community partnerships and relationships.

I sincerely thank Mrs Tiffany Hennessey for her leadership as Acting Principal in 2022 and wish our outgoing Principal Mr Peter Dunning the very best of success in his future endeavours.

Jacque Abbiss **Principal**
Peter Randell **School Board Chair**

Highlights 2022

Falcon Primary School

Academic

- Student Representative Council Elections
- FPS Junior Council Elections Mandurah City Council
- NAPLAN Testing Y3 and Y5
- Explicit Instruction in Literacy & Numeracy
- Story Dogs to support reading
- Premier Reading Challenge
- National Simultaneous Story Time "The Family Tree"
- Celebratory Assembly recognises student Progress
- Y5/6 students participated in the ED article - The West Australian newspaper lift-out
- Speak Ups Y5/6
- Presentation Assembly PP-Y5
- Y6 Graduation Assembly
- MiniLit intervention for literacy Y1/2
- MacqLit intervention for literacy Y3/4

Sporting

- Interm Swimming Lessons PP to Y2 MARC
- Dockers Cup Y5/6 Rushton Park
- Winter Sport Y5/6
- Lightening Carnival
- Interschool Cross Country
- Faction Athletics Carnival
- Championship Jumps
- Interschool Athletics Carnival
- Y 5/6 Interschool Cricket and Bowls
- Y3-6 Swimming Avalon Beach

Culture & Wellbeing

- National Reconciliation Week
- Harmony Day Celebrations
- NAIDOC Celebrations
- RUOK Day
- Day for Daniel wear Red
- World Teachers Day
- Remembrance Day - SRC Hosted and every student made a poppy

Facilities

- Main Roads WA completed work to school crossing
- Cricket Pitches Upgraded
- New Phys-Ed Shed on oval

School Community

- New OSH TheirCare commenced 2022
- Ziggies Store Voucher Winners announced (7 families x \$100 gift voucher each)
- Lisa Munday MLA presented a care package to staff for efforts with regard to remote learning and supporting students with Covid-19
- P&C Easter Raffle
- ANZAC Day Memorial Service
- Peter Randell elected School Board Chair
- Judy Coate Senior Teacher turned 80
- P&C Mother's Day Stall
- Department of Health WA COVID-19 Vaccination Clinics for whole school/ Falcon community on site
- National Walk to School Day
- P&C Lolly Fundraiser
- P&C End of Term Sausage Sizzle Fundraiser
- National School Opinion Survey conducted
- Parent Open Afternoon
- P&C Book Fair
- Book Week - staff play Cindy-Ella
- P&C Read-a-thon
- P&C Book Stall Fundraiser
- P&C Faction Athletics Carnival Food Stall Fundraiser
- P&C Father's Day Raffle
- Lisa Munday MLA donation of the book "Mummy will be OK" for Book Week
- P&C Break the Rules Day Fundraiser in conjunction with the SRC
- Gilbert's Peel School Program \$2,050
- Lisa Munday MLA \$250 school donation for ladders
- Kindergarten 2023 Orientation Program Week 4 and Week 9
- P&C TerraCycle Recycling Program
- Christmas Concert and Food Vans Family Picnic
- Volunteer Thank You Morning Tea
- P&C Body Shop Fundraiser
- Kindy End of Year Concert and Picnics
- P&C Colour Run Fundraiser
- Rm 3.1 & P&C Guess the Worms in the Jar - fundraiser for school worm farm
- FREE RAT Distribution to School Community
- Traffic Warden appointed to assist with safety on Baloo Crescent

Camps, Excursions, Incursions & Fundraisers

- GRIP Leadership Conference Y6 SRC and Faction Captains & Vice Captains
- Education By Nature Linville Reserve R 3.1
- Y6 Forest Edge Camp
- Million Trees Program - students planted seedlings
- National Tree Planting Day Y4/5 planted 26 native plants near Block 3
- Water Corporation Visit - Water Conservation and Supply
- Emergency Services incursion for Pre Primary: Volunteer Fire and Rescue Service, Western Australian Police and St John's Ambulance.
- Science Week
- Scholastic Book Fair
- Bike Education Y4
- WA Clean-up Day - PP-Y3 school grounds; Y4-6 Avalon Beach
- School Drug Education Awareness and Road Awareness Falcon PS Achieved Bronze Level - Tania Gigg SDERA visit and plaque presentation
- Y6 Adventure World Excursion
- Y2 Halls Cottage Museum Excursion
- Reds Zoo Block 3
- SCITECH Incursion PP to Y5
- Y3-6 'Safer Internet Day 2022' participated in an e-safety webinar



Learning Area Reports



Languages

In 2022 our Languages program was Japanese.

The Year 3 to Year 6 students participated in a vibrant and contemporary Japanese language and culture program under the specialist instruction of Mrs Hughes.

The program was enriched with the inclusion of a full-time native Japanese Languages Assistant.

Specific highlights during 2022 included:

- Acknowledging Japanese culture by celebrating their festivals with Japanese craft and cooking associated with special days.
- Networking via Zoom conference with Japanese teacher in Osaka City and students exchanging Pen-Pal emails between our two schools.
- Japanese School Based activities such as Origami Club and Hiragana Karate Belt Club.
- Japanese cultural display and interactive activities on Open Night. Parents and students were able to dress in traditional clothes, make Onigiri, use hiragana apps on iPads, enjoy a chopstick challenge and play with Japanese toys.
- Celebrating Harmony Day.
- Incursions – Taiko Drumming postponed to 2023 due to Covid.



Science

Science was again a key learning area for our school with Mrs Lake as primary Science specialist teacher. There was a continued focus on the development and delivery of the Science curriculum which is aligned with the West Australian Curriculum.

The major strategies and highlights in Science have involved:

- The continued implementation of a Science specialist program.
- The implementation of the WA Curriculum.
- The development and planning of engaging, relevant, inquiry-based lessons that integrate the three strands of Science Inquiry Skills, Science Understanding and Science as a Human Endeavour.
- The development of a set of minimum standard skills and expectations for each year level.
- The engagement of the wider school community during special events.
- The communication of Science activities, news and information to the whole school community using various formats.



Performing Arts

Students at Falcon PS continued to demonstrate excellent musicianship having been taught explicit music skills by our Music Specialist Mr Chaudhry, who has helped them to develop their foundation skills and knowledge to a higher than average standard. Students are learning to play real instruments in a highly stimulating, specialised Music Room environment.

Highlights include:

- Approximately 200 students participated in Drama and Choir clubs.
- Data indicates high level student engagement, with very few behavioural incidents recorded in Music/Performing Arts lessons and clubs.
- Parent feedback indicated a high level of satisfaction with Music and Drama club.
- Students in Choirs, Drama clubs and instrumental lessons demonstrated more sophisticated musicianship skills due to greater exposure of music.
- The target of increased singing opportunities, ultimately developing performance/confidence/reading skills has been met.
- Choir returned to Lower School (Yrs 2 & 3) and Upper School (Yrs 4,5,6) groups.
- Approximately 110 children in main Choirs, 15 Clarinet/Flute IMMS, approximately 20 PMI. Many more students are having Performing Arts lessons out of school.
- No WAGSMS in 2022 due to COVID, but returning in 2023.
- Senior & Junior Choirs performed in Christmas Concert hosted by Falcon PS, involving Halls Head College and Waratah Church. Kindergarten, Pre-Primary and Year 1 students performed. The Christmas Concert was a fantastic whole school community event. We invited donations of non-perishable food on entry for local charities.
- Halls Head College will host the Christmas Concert in 2023.
- Senior Choir was the 'performance' Choir. Performed at Celebratory, Presentation, Awards and Graduation assemblies.
- Continued focus on early and middle years has developed a new generation of musicians. Numbers in Choir/Drama Years 2 and 3 are growing. Numbers participating in Years 4/5 exceed previous years. Year 6 has participation increased in 2022.
- The skills of the children in Years 4-6 have again improved and this is evident in the Clarinet IMMS (formerly SIM) testing data. Our results are amongst the highest in our region, so IMMS have added more students' places, including Brass and possibly a band in future years. 15 new Y5 students in 2023: 5 Clarinet, 5 Flute, 5 Brass and continuing 5 Y6 Flute & 5 Y6 Clarinet.
- PMI – Lessons in Music Room after school on Tuesdays & Fridays. Lessons available for keyboard, guitar, drums, singing, uke, bass and electric guitar.
- Whole School song – sung across the school from PP to Year 6. Improves reading skills and increases confidence/performance skills. Performed in student assemblies.
- House/Faction Dance & Song performance – Student rewrote words to a pop song and added dance moves. House Captains taught the whole school. On Sports Carnival Day, they led the whole school as our warm-up/aerobic exercise song.
- Harmony Day/ANZAC Day/Events Song – learnt by all classes and performed at all events.
- Y6 PA Monitors – supported all live events including concerts and assemblies. Trained and organised by Mr Chaudhry. Increases confidence and problem-solving.

Learning Area Reports



Literacy

Falcon PS continued with a priority curriculum focus on Literacy in 2022.

Major strategies in Literacy included:

- Teachers continuing to use the West Australian Curriculum to plan, assess and report.
- The on-going development and commitment to the Falcon Primary School scope and sequence curriculum planning documents.
- Teachers collaborating with year level colleagues to plan, create, implement and teach high quality literacy lessons.
- Utilizing assessment data to reflect on and inform teaching practices.
- Continuing to build teacher resources and student resources in reading, writing and phonics.
- The implementation of a wide range of class-based strategies that included:
 - Continuing to develop and implement high quality Literacy Warmups
 - The initiation of Letters and Sounds in Kindergarten, Pre-Primary, Year 1 and Year 2
 - Continuing to implement Heggerty in Kindergarten, Pre-Primary, Year 1 and Year 2
 - Sound Waves spelling program from Year 3-6
 - Talk for Writing in Pre-Primary-Year 2
 - Seven Steps to Writing Success and Talk for Writing in Year 3-6
 - Little Learner's Love Literacy reading assessment tool in Pre-Primary, Year 1 and Year 2
 - The initiation of MiniLit as an intervention program in the early years
 - The initiation of MacqLit as an intervention program in the middle and upper years
 - Book Week activities including a book week parade and staff play
 - Speak up event for Year 5-6
- Various excursions and incursions including the National Simultaneous Story time event.
- A range of tutoring programs utilising community volunteers across the school including Story Dogs.

Numeracy

In 2022 Numeracy was a key school priority area led by our Maths Team Leader Mrs Lake.

Specific strategies in Numeracy in 2022 included:

- The continued use of the Oxford Mathematics scope and sequence curriculum planning document as a planning reference.
- The implementation of Numeracy warm ups using Ed Companion.
- Participation in a whole school Tables Challenge.
- Explicitly teaching problem solving via a concrete, pictorial, abstract approach to deal with unfamiliar or complex problems.
- The purchase of an array of hands-on materials.
- Utilisation of NAPLAN based problems to support student readiness for NAPLAN.



Visual Arts

In 2022 Visual Arts was taught in Pre Primary to Year 6 by our specialist teacher Ms Green until the middle of Term 3, then by Mrs Driver until the end of the school year.

Our work in this area included:

- Displays of student work in the school's reception. This included a display for Parent Open Afternoon.
- A lunch-time art class was available for students to further their Art skills or to complete work.
- A whole school art exhibition during Parent Open Afternoon.
- An integrated Art program within HASS / NAIDOC Week celebration.
- Media arts were integrated across the learning areas.
- Art Boxes were provided to each phase for use across the school.
- Famous artists and their particular styles was the focus for the last 1 ½ terms. The artists included Pablo Picasso, Yayoi Kusama, Wassily Kandinski, Frida Kahlo, Andy Warhol and Romero Britto. Students emulated each artist's unique style.
- Art work was featured in our school library.
- Art folders were made in readiness for each student to house their art work in 2023.

Health & Physical Education

Physical Education continued to be a specialist subject in 2022 with Mrs Paula Shanahan teaching this area of the curriculum.

All students in Years K-6 participated in the appropriate level of physical activity each week, in line with DOE policy. Our children also participated in a wide range of activities that included sporting and leisure activities.

Particular highlights for 2022 included:

- Participating in the Falcon PS and Interschool Athletics Carnivals.
- Successful interschool team performances at Y 5/6 bowls, cricket and cross-country running.
- Winter sport for Year 5 & 6.
- Lightening Carnival.
- The facilitation of the Smelly Shoe Club running program before school.
- A high level of participation of children in In-Term Swimming lessons at MARC (P-2) and Avalon Beach (3-6).
- Protective Behaviours was taught across all year levels.
- School-wide participation in R U OK Day.

Information, Communication & Technology (ICT)

In 2022 Falcon Primary School continued to develop ICT resources and infrastructure to ensure that our students have access to contemporary tools to assist learning.

This Learning Area area was led by Mrs Wiese who ensured we continued to be proactive integrating ICT into the curriculum.

Specific strategies and highlights in this area of school included:

- The increased provision of classroom devices across the school.
- The increased use of web-based applications in classrooms.
- The ongoing development of our Digital Technologies program providing a specialist teacher for P-Yr2 students.
- The ongoing participation in the ACER Online PAT Testing.

Target Achievement 2022

At or Above Target	
Near target; On Track; and/or Implementation Plan Commenced	
Below Target	
Data Not Yet Available; Implementation Plan Not Yet Commenced	

Strategic Direction: High Quality Teaching Literacy & Numeracy

1. Progression Letters/Sounds: 80% or more students from Pre Primary 2022 will achieve 80% accuracy with spelling the Letters and Sounds tricky words as per scope and sequence by Year 3 (Phase 5).			
2. At least 50% all students in Year 3 will achieve at or above like schools mean in all NAPLAN domains.			
3. At least 60% all students in Year 5 will achieve at or above like schools mean in all NAPLAN domains.			
4. At least 65% of students in Years 4-6 will achieve average progression at or above national average progression over a 12 month period in PAT Reading and Grammar & Punctuation.		R	GP
	Y4	45	72
	Y5	26	42
	Y6	30	47
5. Progression NAPLAN: During 2023 and 2024 the Year 5 cohorts will achieve minimum effect size 0.8 for a 2 year progress in Literacy and Numeracy			
6. Progression PAT: All year levels will achieve minimum effect size 0.4 over a 12 month period in Reading/Grammar and Punctuation.		R	GP
	Y4	0.67	
	Y5	0.75	0.59
	Y6	0.26	0.54

Strategic Direction: High Quality Teaching Technologies (Integrated STEM approaches)

1. Maintain a 1:4 student ratio of devices throughout the school.	
2. Introduce opportunities for creative exploration through integration of D&T with Digital Technology with a focus on STEM and HOTS.	
3. Integrate sustainability at Falcon PS through three focus areas curriculum, operations and infrastructure.	

Strategic Direction: High Quality Teaching Early Childhood

1. At least 50% Pre Primary students will be at/above mid year target for Reading in On Entry.	39%
2. At least 80% Pre Primary students will be at/above mid year target for Speaking and Listening in On Entry.	78%
3. At least 90% Pre Primary students will be at/above mid year target for Numeracy in On Entry.	97%
4. 80% of Pre Primary students identified as at risk in Reading using On Entry Assessment in 2022 will achieve above the National Minimum standards by Year 3, 2025.	



Strategic Direction: Safe, Healthy and Resilient Learners

Safe and Supportive Learning Environment

1. To maintain the National Education Initiative in Mental Health and become a “Be You” (Kidsmatter) school by 2024.							
2. To improve the percentage of staff / parents opinion on meeting the Social and Emotional Needs of our students (65% of staff and 72% of parents in agreeance).							
3. The number of students judged by their teachers as demonstrating (consistently and often) positive attitude, behaviour and effort will be at least 80% of each cohort (to align with PBS Universal Tier 1).	90%						
4. To maintain student attendance rate equal to or above WA Public Schools attendance percentages for all Year levels from PP – Year 6.	P	1	2	3	4	5	6
5. To increase the percentage of students attending regularly from Semester 1 2023 to Semester 1 2024.							

Strategic Direction: Strong Partnerships and Collaboration

Community Partnerships & Relationships

1. Increase the number of responses to parent surveys - to have 50% of families responding by 2024.	32%
2. Increase parent opinions through the parent opinion survey to ensure a greater number of parents feel heard, valued and have the opportunity to contribute to real change at the school	
3. By 2024 75% or more responses agree/strongly agree to student behaviour is well managed.	
4. Increase the “Students social/emotional needs are being met at this school” from results in 2022.	

Strategic Direction: Effective Leadership and Good Governance

Leadership

1. Continue succession planning, provide opportunities for internal leadership pathways.	
2. Maintain distributed leadership model to enable whole staff ownership of working toward school vision.	
3. Utilise staff development days to develop staff expertise linked to performance management to provide opportunity for personal/professional growth.	
4. All staff participate in regular observations/feedback to support each other collaborative and improve teaching practice.	
5. Staff wellbeing shared responsibility of all school leaders.	

PAT Testing Data

Target: At least 60% of students in Year 4-6 will achieve average progression at or above national average progression over a 12 month period in PAT Reading and Grammar & Punctuation.

Reading

% Number of students above and below the National Mean

2023 Year	% Above	% Below	Target Met
3	38	62	
4	45	55	NO
5	26	74	NO
6	30	70	NO

Spelling

% Number of students above and below the National Mean

2023 Year	% Above	% Below
4	75	25
5	59	41
6	48	52

Grammar & Punctuation

% Number of students above and below the National Mean

2023 Year	% Above	% Below	Target Met
4	72	28	YES
5	42	58	NO
6	47	53	NO

Science

% Number of students above and below the National Mean

2023 Year	% Above	% Below
4	38	62
5	25	75
6	42	58

Maths

% Number of students above and below the National Mean

2023 Year	% Above	% Below
2	63	37
3	32	68
4	54	46
5	39	61
6	25	75

Cohort Progression compared to National Average Progression

Target:
Progression
PAT:

All year levels will achieve minimum effect size 0.4 over a 12 month period in Reading and Grammar & Punctuation.

2023 Year Group	Learning Area Tested	Above or Below	Effect size	Target Met
5	Science	Below	0.17	
6	Science	Above	0.34	
4	Maths	Below	0.93	
5	Maths	Above	1.04	
6	Maths	Above	0.27	
5	Spelling	Above	0.84	
6	Spelling	Above	0.70	
5	Grammar & Punctuation	Below	0.59	YES
6	Grammar & Punctuation	Below	0.54	YES
4	Reading	Above	0.67	YES
5	Reading	Above	0.75	YES
6	Reading	Above	0.26	NO

On Entry Testing Data

Targets:

- At least 50% Pre Primary students will be at/above mid year target for Reading in On Entry.
- At least 80% Pre Primary students will be at/above mid year target for Speaking & Listening in On Entry.
- At least 90% Pre Primary students will be at/above mid year target for Numeracy in On Entry.

% Number of student above the mid year target in On Entry Testing

Domain	% Above target	% Below target	Target Met
Reading	39	61	NO
Speaking & Listening	78	22	NO
Numeracy	97	3	YES

NAPLAN Data 2022

Percentages of students in top 20%, middle 60%, bottom 20% of the WA Public Schools and among Like Schools.

Year 3

WA Public Schools	YEAR 3 READING					
	School			Like Schools		
	2019	2021	2022	2019	2021	2022
Top 20%	10%	9%	23%	15%	12%	15%
Middle 60%	80%	61%	58%	66%	69%	63%
Bottom 20%	10%	30%	20%	19%	19%	22%

Year 3 Reading data indicates that Falcon PS are above Like Schools for the number of students in the top 20% for NAPLAN achievement. There are 5% less students in the middle 60% and 2% less in the bottom 20%. Overall Year 3 Reading NAPLAN performance is above that of Like Schools.

WA Public Schools	YEAR 3 WRITING					
	School			Like Schools		
	2019	2021	2022	2019	2021	2022
Top 20%	19%	9%	27%	13%	13%	21%
Middle 60%	71%	73%	61%	70%	71%	60%
Bottom 20%	10%	18%	12%	17%	16%	19%

Year 3 Writing data indicates that Falcon PS are above Like Schools for the number of students in the top 20% and the middle 60% for NAPLAN achievement. There is also 7% less in the bottom 20%. Overall Year 3 Writing NAPLAN performance is above that of Like Schools.

WA Public Schools	YEAR 3 SPELLING					
	School			Like Schools		
	2019	2021	2022	2019	2021	2022
Top 20%	10%	5%	26%	18%	13%	13%
Middle 60%	76%	59%	58%	62%	68%	64%
Bottom 20%	14%	36%	17%	21%	18%	23%

Year 3 Spelling data indicates that Falcon PS are above Like Schools for the number of students in the top 20% for NAPLAN achievement. There are 6% less students in the middle 60% and 6% less in the bottom 20%. Overall Year 3 Spelling NAPLAN performance is above that of Like Schools.

WA Public Schools	YEAR 3 GRAMMAR & PUNCTUATION					
	School			Like Schools		
	2019	2021	2022	2019	2021	2022
Top 20%	14%	11%	26%	15%	13%	12%
Middle 60%	76%	66%	59%	64%	67%	68%
Bottom 20%	10%	23%	15%	20%	20%	21%

Year 3 Grammar & Punctuation data indicates that Falcon PS are above Like Schools for the number of students in the top 20% for NAPLAN achievement. There are 9% less students in the middle 60% and 6% less in the bottom 20%. Overall Year 3 Grammar & Punctuation NAPLAN performance is above that of Like Schools.

WA Public Schools	YEAR 3 NUMERACY					
	School			Like Schools		
	2019	2021	2022	2019	2021	2022
Top 20%	15%	4%	16%	14%	14%	13%
Middle 60%	71%	60%	68%	63%	66%	66%
Bottom 20%	14%	37%	16%	23%	20%	22%

Year 3 Numeracy data indicates that Falcon PS are above Like Schools for the number of students in the top 20% for NAPLAN achievement. There are 2% more students in the middle 60% and 6% less in the bottom 20%. Overall Year 3 Numeracy NAPLAN performance is above that of Like Schools.

Year 5

WA Public Schools	YEAR 5 READING					
	School			Like Schools		
	2019	2021	2022	2019	2021	2022
Top 20%	24%	17%	15%	12%	14%	14%
Middle 60%	66%	63%	53%	64%	68%	63%
Bottom 20%	10%	19%	33%	24%	19%	23%

Year 5 Reading data indicates that Falcon PS are above Like Schools for the number of students in the top 20% for NAPLAN achievement, however there are 10% less students in the middle 60% and 10% more in the bottom 20%. Overall Year 5 Reading NAPLAN performance is below that of Like Schools.

WA Public Schools	YEAR 5 WRITING					
	School			Like Schools		
	2019	2021	2022	2019	2021	2022
Top 20%	15%	8%	13%	12%	16%	16%
Middle 60%	77%	63%	65%	71%	62%	68%
Bottom 20%	8%	29%	22%	18%	22%	16%

Year 5 Writing data indicates that Falcon PS are below Like Schools for the number of students in the top 20% for NAPLAN achievement, as well as 3% less students in the middle 60% and 6% more in the bottom 20%. Overall Year 5 Writing NAPLAN performance is below that of Like Schools.

WA Public Schools	YEAR 5 SPELLING					
	School			Like Schools		
	2019	2021	2022	2019	2021	2022
Top 20%	23%	16%	16%	16%	15%	12%
Middle 60%	67%	62%	55%	63%	62%	63%
Bottom 20%	11%	22%	29%	21%	23%	24%

Year 5 Spelling data indicates that Falcon PS is above Like Schools for the number of students in the top 20% for NAPLAN achievement, however there are less students in the middle 60% and a 5% more in the bottom 20%. Overall Year 5 Spelling performance is below that of Like Schools.

WA Public Schools	YEAR 5 GRAMMAR & PUNCTUATION					
	School			Like Schools		
	2019	2021	2022	2019	2021	2022
Top 20%	24%	25%	16%	14%	12%	14%
Middle 60%	64%	60%	55%	64%	68%	64%
Bottom 20%	12%	14%	29%	22%	20%	22%

Year 5 Grammar & Punctuation data indicates that Falcon PS are above Like Schools for the number of students in the top 20% for NAPLAN achievement, however there are 9% less students in the middle 60% and 9% more in the bottom 20%. Overall Year 5 Grammar & Punctuation NAPLAN performance is below that of Like Schools.

WA Public Schools	YEAR 5 NUMERACY					
	School			Like Schools		
	2019	2021	2022	2019	2021	2022
Top 20%	25%	11%	7%	12%	13%	9%
Middle 60%	68%	73%	58%	66%	69%	69%
Bottom 20%	6%	16%	35%	21%	18%	22%

Year 5 Numeracy data indicates that Falcon PS are below Like Schools for the number of students in both the Top 20% and Middle 60% as well as 13% more in the bottom 20%. Overall Year 5 Numeracy data is well below that of Like Schools.

Attendance Data 2022

Targets

- To maintain student attendance rate equal to or above WA Public Schools attendance percentages for all Year levels for Pre Primary to Year 6.
- To increase the percentage of students attending regularly from Semester 1 2023 to Semester 1 2024.

Regular Attendance

The target for regular attendance cannot be measured until 2024, however data indicates that Falcon PS is achieving a higher rate of attendance than both Like Schools and the WA Public School average. The regular rate of attendance for 2022 is lower than previous years, due to the impact of COVID in 2022.

Attendance Rates – Sub Groups

Although Falcon PS does not have an attendance target for Aboriginal students, data indicates that the attendance rate for Aboriginal students is above both Like Schools and WA Public Schools.

Attendance Rate by Year Group

Attendance data indicates that individual year groups are exceeding the WA Public School attendance rate in all but two year groups (year 4 & 5).

Attendance Overall Primary

	Attendance Category			
	Regular	At Risk		
		Indicated	Moderate	Severe
2020	73.6%	18.6%	6.4%	1.4%
2021	67.4%	22.1%	8.9%	1.7%
2022	51.7%	32.4%	12.0%	3.9%
Like Schools	48.8%	34.9%	13.3%	3.0%
WA Public Schools	51.0%	32.0%	13.0%	5.0%

Attendance Overall Primary

	Non Aboriginal			Aboriginal			Total		
	School	Like School	WA Public Schools	School	Like School	WA Public Schools	School	Like School	WA Public Schools
2020	92.5%	93.4%	93.2%	87.2%	85.4%	77.6%	92.2%	93.0%	91.9%
2021	90.8%	92.1%	92.4%	83.1%	83.6%	76.8v	90.5%	91.6%	91.0%
2022	87.7%	87.7%	88.3%	83.2%	79.1%	69.5%	87.6%	87.2%	86.6%

Attendance % - Primary Year Levels

	PPR	YO1	YO2	YO3	YO4	YO5	YO6
2020	89%	94%	93%	92%	9%	93%	92%
2021	91%	89%	924%	90%	90%	91%	90%
2022	89%	89%	88%	88%	86%	84%	89%
WA Public School	86%	87%	87%	87%	87%	87%	86%

National School Opinion Survey Data



Targets

- Increase the number of responses to parent surveys to have 50% of families responding by 2024.
- Increase parent opinions through the parent opinion survey to ensure a greater number of parents feel heard, valued and have the opportunity to contribute to real change at the school.
- By 2024, 75% or more responses agree/strongly agree to student behaviour is well managed.
- Increase the 'students' social/emotional needs are being met at this school from results in 2022.

	Strongly disagree	Disagree	Unsure	Agree	Strongly agree	Unsure Agree Strongly Agree
	%	%	%	%	%	%
Teachers at this school expect my child to do their best.	1	1	9	49	41	99
Teachers at this school provide my child with useful feedback about their school work.	2	7	17	43	30	90
Teachers at this school treat students fairly.	4	8	14	39	35	88
My child feels safe at this school.	1	3	8	39	48	95
I can talk to my child's teachers about my concerns.	3	2	10	38	47	95
Student behaviour is well managed at this school.	6	10	19	30	32	81
My child likes being at this school.	-	3	7	41	46	94
This school looks for ways to improve.	3	8	23	40	25	88
This school takes parent opinions seriously.	6	4	28	38	23	89
Teachers at this school motivate my child to learn.	2	2	13	43	40	96
This school is well maintained.	1	2	6	40	48	94
My child is making good progress at this school.	1	5	17	43	33	93
My child's learning needs are being met at this school.	-	8	16	44	31	91
My child's social/emotional needs are being met at this school.	-	6	22	47	25	94
This school works with me to support my child's learning.	2	4	23	42	29	94
This school has a strong relationship with the local community.	2	4	23	45	24	92
This school is well led.	8	15	18	31	26	75
I am satisfied with the overall standard of education achieved at this school.	2	5	17	48	28	93
My child's teachers are good teachers.	2	1	3	35	57	95
Teachers at this school care about my child.	1	1	10	37	49	96
The school has a positive culture.	1	8	10	44	36	90
I would recommend this school to others.	2	6	10	42	37	89

Data indicates a high level of parent satisfaction with the school, except in the area of school leadership. This can be attributed to the Principal leadership instability over the 2021 and 2022 academic years. 32% of families responded to the survey which falls short of the target of 50% of families responding. 62% of parents agreed/strongly agreed that student behaviour is well managed, which is below the target of 75%. It should be noted however that 19% of parents were 'unsure'.

Staff Opinion Survey	Strongly disagree	Disagree	Unsure	Agree	Strongly agree	Unsure Agree Strongly Agree
	%	%	%	%	%	%
Teachers at this school treat students fairly.	-	-	6	29	65	100
This school is well maintained.	3	6	-	48	42	90
Students feel safe at this school.	-	3	3	32	61	96
Students at this school can talk to their teachers about their concerns.	-	-	6	35	58	99
Parents at this school can talk to teachers about their concerns.	-	19	32	42	6	80
Student behaviour is well managed at this school.	-	16	19	52	13	84
Students like being at this school.	-	-	23	39	39	100
Students' social/emotional needs are being met at this school.	-	16	19	52	13	84
The school has a positive culture.	-	-	23	39	39	100
Teachers at this school care about their students.	-	-	3	28	69	100
This school looks for ways to improve.	-	10	6	65	19	90
This school takes staff opinions seriously.	3	10	26	42	19	87
Teachers at this school motivate students to learn.	-	-	6	55	39	100
Students' learning needs are being met at this school.	-	6	6	68	19	93
This school works with parents to support students' learning.	-	-	16	61	23	100
I receive useful feedback about my work at this school.	6	6	29	45	13	87
Teachers at this school expect students to do their best.	-	-	3	45	52	100
Teachers at this school provide students with useful feedback about their school work.	-	3	20	33	40	93
Staff are well supported at this school.	3	23	35	32	6	73
This school has a strong relationship with the local community.	-	-	32	58	10	100
This school is well led.	6	26	32	23	13	68
I am satisfied with the overall standard of education achieved at this school.	-	3	13	29	55	97
I would recommend this school to others.	-	3	13	29	55	97
Teachers at this school are good teachers.	-	-	6	32	61	99

Staff indicate a high level of satisfaction in the school with the exception of school leadership and provision of support. The instability of Principal leadership in 2021-2022 is reflected in this data. Creating an environment where staff feel supported is an area for improvement. 65% of staff agreed/strongly agreed that student behaviour is well managed, which is below the target of 75%. It should be noted however that 19% of staff were 'unsure'.

Student Opinion Survey	Strongly disagree	Disagree	Unsure	Agree	Strongly agree	Unsure Agree Strongly Agree
	%	%	%	%	%	%
My teachers expect me to do my best.	-	-	1	29	70	90
My teachers provide me with useful feedback about my school work.	1	3	8	56	32	96
Teachers at my school treat students fairly.	3	7	17	35	37	89
My school is well maintained.	3	4	11	45	34	90
I feel safe at my school.	2	4	13	38	43	94
I can talk to my teachers about my concerns.	5	6	10	42	35	87
I have people at school I can talk to if I have a problem.	4	6	6	37	47	90
Student behaviour is well managed at my school.	3	10	21	41	24	86
I like being at my school.	4	5	17	28	45	90
My school looks for ways to improve.	3	6	7	39	42	88
My school takes students' opinions seriously.	4	8	28	37	22	87
My teachers motivate me to learn.	2	3	9	39	48	96
My school gives me opportunities to do interesting things.	1	8	10	37	43	90
My teachers are good teachers.	4	1	10	22	63	95
My teachers care about me.	3	2	10	21	63	94

Student opinion data reflects a high level of satisfaction with Falcon Primary School. 65% of students agreed/strongly agreed that student behaviour is well managed, which is below the target of 75%. It should be noted however that 21% of students were 'unsure'.



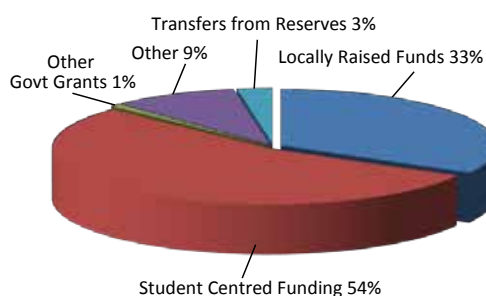


Financial Summary as at 31 December 2022

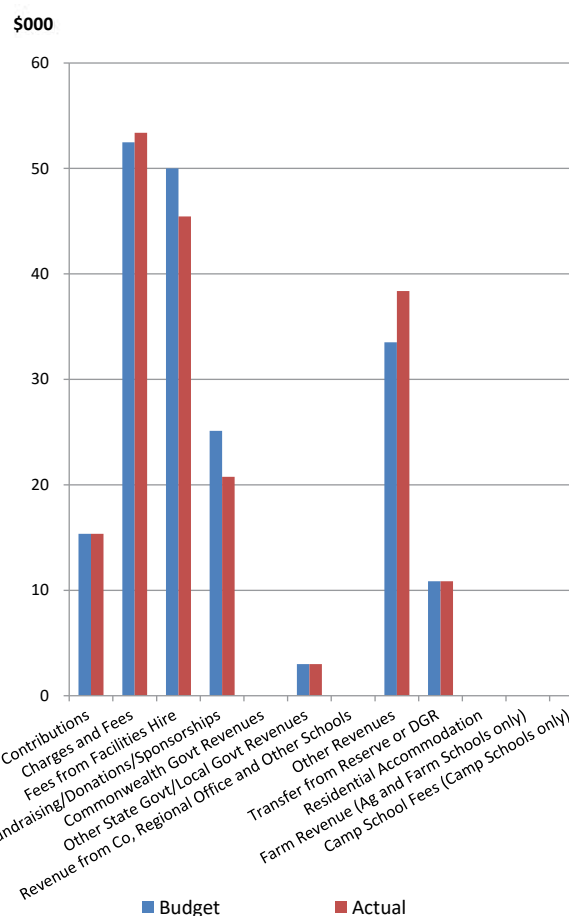
Revenue - Cash & Salary Allocation

	Revenue - Cash & Salary Allocation	Budget	Actual
1	Voluntary Contributions	\$ 15,360.00	\$ 15,360.00
2	Charges and Fees	\$ 52,482.00	\$ 53,386.77
3	Fees from Facilities Hire	\$ 50,000.00	\$ 45,454.56
4	Fundraising/Donations/Sponsorships	\$ 25,117.00	\$ 20,764.51
5	Commonwealth Govt Revenues	\$ -	\$ -
6	Other State Govt/Local Govt Revenues	\$ 3,000.00	\$ 3,000.00
7	Revenue from Co, Regional Office and Other Schools	\$ -	\$ -
8	Other Revenues	\$ 33,513.50	\$ 38,377.61
9	Transfer from Reserve or DGR	\$ 10,851.00	\$ 10,851.00
10	Residential Accommodation	\$ -	\$ -
11	Farm Revenue (Ag and Farm Schools only)	\$ -	\$ -
12	Camp School Fees (Camp Schools only)	\$ -	\$ -
	Total Locally Raised Funds	\$ 190,323.50	\$ 187,194.45
	Opening Balance	\$ 85,908.03	\$ 85,908.03
	Student Centred Funding	\$ 220,330.00	\$ 220,329.71
	Total Cash Funds Available	\$ 496,561.53	\$ 493,432.19
	Total Salary Allocation	\$ 4,785,730.00	\$ 4,785,730.00
	Total Funds Available	\$ 5,282,291.53	\$ 5,279,162.19

Actual Year to Date by funding sources



Locally Raised Revenue vs Actual

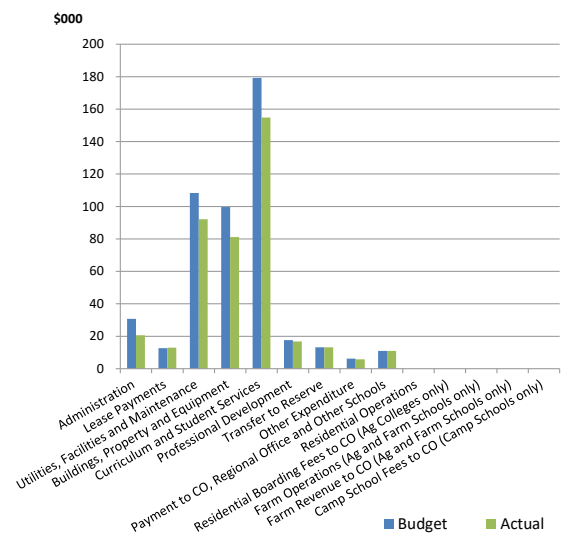




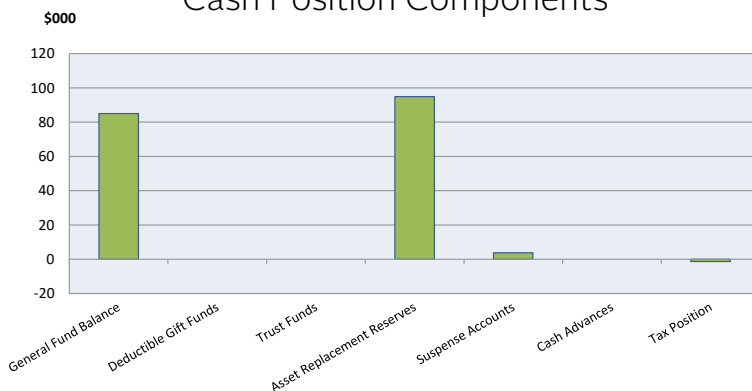
Expenditure - Cash and Salary

	Expenditure - Cash and Salary	Budget	Actual
1	Administration	\$ 30,703.00	\$ 20,582.29
2	Lease Payments	\$ 12,620.00	\$ 12,992.03
3	Utilities, Facilities and Maintenance	\$ 108,274.00	\$ 92,117.34
4	Buildings, Property and Equipment	\$ 99,687.00	\$ 81,186.17
5	Curriculum and Student Services	\$ 179,189.50	\$ 154,856.47
6	Professional Development	\$ 17,600.00	\$ 16,747.23
7	Transfer to Reserve	\$ 13,168.00	\$ 13,168.00
8	Other Expenditure	\$ 6,213.00	\$ 5,779.33
9	Payment to CO, Regional Office and Other Schools	\$ 10,971.00	\$ 10,971.00
10	Residential Operations	\$ -	\$ -
11	Residential Boarding Fees to CO (Ag Colleges only)	\$ -	\$ -
12	Farm Operations (Ag and Farm Schools only)	\$ -	\$ -
13	Farm Revenue to CO (Ag and Farm Schools only)	\$ -	\$ -
14	Camp School Fees to CO (Camp Schools only)	\$ -	\$ -
	Total Goods and Services Expenditure	\$ 478,425.50	\$ 408,399.86
	Total Forecast Salary Expenditure	\$ 4,635,121.00	\$ 4,635,121.00
	Total Expenditure	\$ 5,113,546.50	\$ 5,043,520.86
	Cash Budget Variance	\$ 18,136.03	

Goods and Services Expenditure vs Actual Budget



Cash Position Components



Cash Position Components		
	Bank Balance	\$ 182,387.76
	Made up of:	
1	General Fund Balance	\$ 85,032.33
2	Deductible Gift Funds	\$ -
3	Trust Funds	\$ -
4	Asset Replacement Reserves	\$ 94,859.82
5	Suspense Accounts	\$ 3,812.61
6	Cash Advances	\$ -
7	Tax Position	\$ (1,317.00)
	Total Bank Balance	\$ 182,387.76



Falcon Primary School

falconsps.wa.edu.au